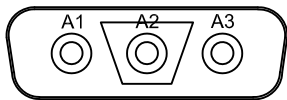


DESCRIPTION: MALE POWER/COMBO D CONFIGURATIONS

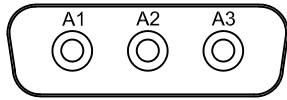
B



3W3K

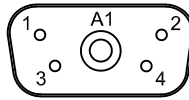
NOT AVAILABLE IN IP67

B



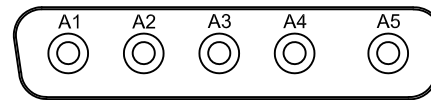
3W3

A



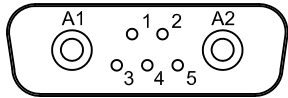
5W1

C



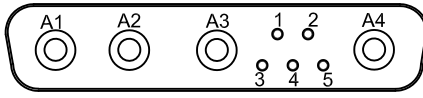
5W5

B



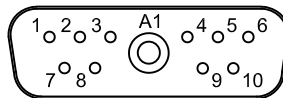
7W2

C



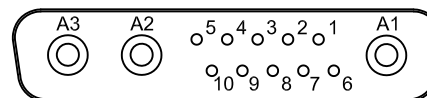
9W4

B



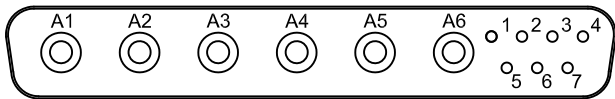
11W1

C



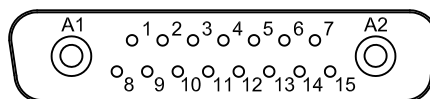
13W3

D



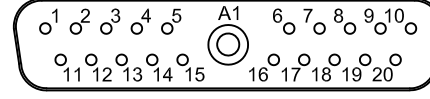
13W6

C



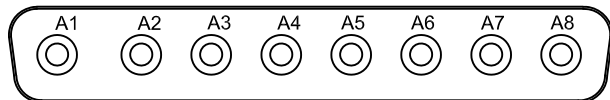
17W2

C



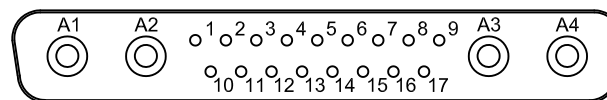
21W1

D



8W8

D



21WA4

SHELL SIZE CHART

- A = 9 POSITION SHELL
- B = 15 POSITION SHELL
- C = 25 POSITION SHELL
- D = 37 POSITION SHELL

DO NOT SCALE FROM DRAWING



THESE DRAWINGS AND SPECIFICATIONS ARE THE PROPERTY OF NorComp AND SHALL NOT BE REPRODUCED, COPIED OR USED AS THE BASIS FOR THE MANUFACTURE OF SALE OF APPARATUS WITHOUT WRITTEN PERMISSION.

**NorComp**

DRAWN: M. SIGMON

DATE: 09-16-13

CHECKED:

DATE:

SCALE: N.T.S.

SHEET 1 OF 1

REV 0

DWG NO. MALE POWER/COMBO D CONFIGURATIONS