



858 F A YY 2 7 0 L YY 1

SERIES M12
 F = FIELD INSTALL
 A = A CODE
 # OF POSITIONS
 03 = 3 POSITION
 04 = 4 POSITION
 05 = 5 POSITION
 08 = 8 POSITION
 12 = 12 POSITION

1 = GOLD FLASH
 CABLE DIAMETER
 46 = 4-6 MM
 69 = 6-9 MM
 PLASTIC SHELL
 CABLE MOUNT
 2 = FEMALE

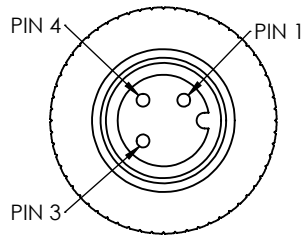
CHARACTERISTICS MATERIALS

HOUSING : PA66, BLACK
 SCREW : BRASS, NICKEL PLATED
 CONTACTS : BRASS, GOLD FLASH

MECHANICAL

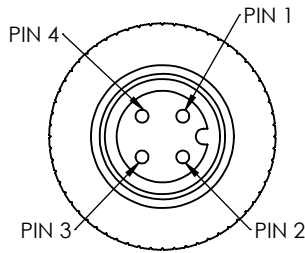
DURABILITY: 100 CYCLES
 OPERATING TEMP. RANGE: -25° C ~ +85° C
 WIRE GAUGE : 24 to 26 AWG

IP RATING: 67



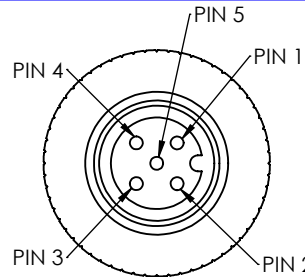
3 POSITION

RATED VOLTAGE : 250 VOLTS
 RATED CURRENT : 4 AMPS
 CONTACT RESISTANCE : 3 mΩ
 INSULATION RESISTANCE : 100MΩ



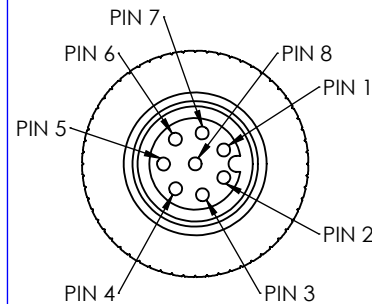
4 POSITION

RATED VOLTAGE : 250 VOLTS
 RATED CURRENT : 4 AMPS
 CONTACT RESISTANCE : 3 mΩ
 INSULATION RESISTANCE : 100MΩ



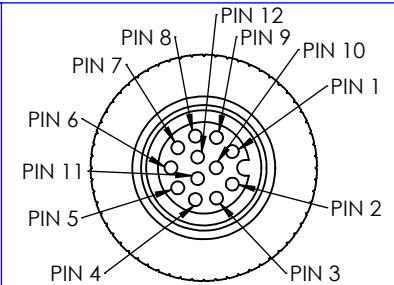
5 POSITION

RATED VOLTAGE : 125 VOLTS
 RATED CURRENT : 4 AMPS
 CONTACT RESISTANCE : 3 mΩ
 INSULATION RESISTANCE : 100MΩ



8 POSITION

RATED VOLTAGE : 60 VOLTS
 RATED CURRENT : 2 AMPS
 CONTACT RESISTANCE : 3 mΩ
 INSULATION RESISTANCE : 100MΩ



12 POSITION

RATED VOLTAGE : 30 VOLTS
 RATED CURRENT : 2 AMPS
 CONTACT RESISTANCE : 3 mΩ
 INSULATION RESISTANCE : 100MΩ

RoHS COMPLIANT



THESE DRAWINGS AND SPECIFICATIONS ARE THE PROPERTY OF NorComp AND SHALL NOT BE REPRODUCED, COPIED OR USED AS THE BASIS FOR THE MANUFACTURE OR SALE OF APPARATUS WITHOUT WRITTEN PERMISSION.

NorComp

DRAWN: M. SIGMON

DATE: 03-22-17

SCALE: N.T.S.

SHEET 1 OF 1

REV: 2

CHECKED:

DATE:

DWG NO. 858FAYY270LYY1