

DESCRIPTION: M12 FEMALE - CABLE MOUNT - 8 POS.

UNITS = INCHES [MM]

NOTE:

MATERIAL

HOUSING:	PBT UL94V-0, BLACK
CONTACT:	BRASS
NUT:	ALUMINUM ALLOY
SHELL:	ALUMINUM ALLOY
O-RING:	EPDM, BLACK
MAIN BODY:	ALUMINUM ALLOY
GLAND:	SILICONE, BLACK
GLAND CAGE:	POM, BLACK
GLAND NUT:	ALUMINUM ALLOY

FINISH

CONTACT:	GOLD PLATED OVER 50µ" NICKEL
NUT:	NICKEL PLATED
SHELL:	NICKEL PLATED
MAIN BODY:	NICKEL PLATED
GLAND NUT:	NICKEL PLATED

ELECTRICAL

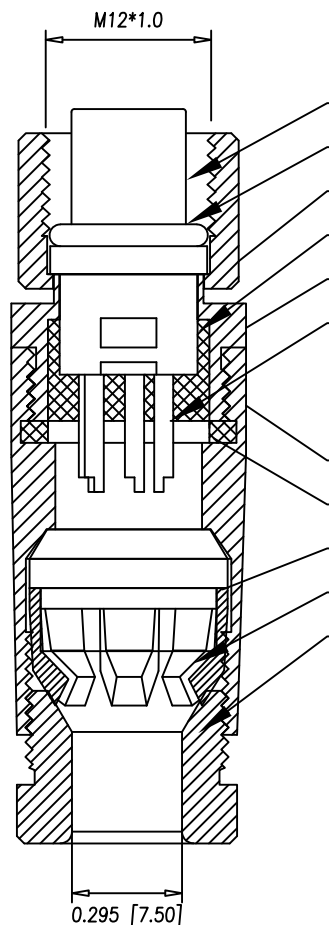
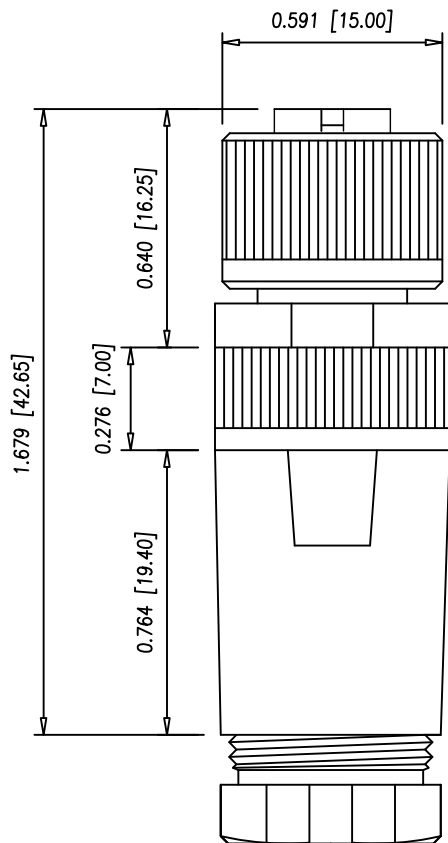
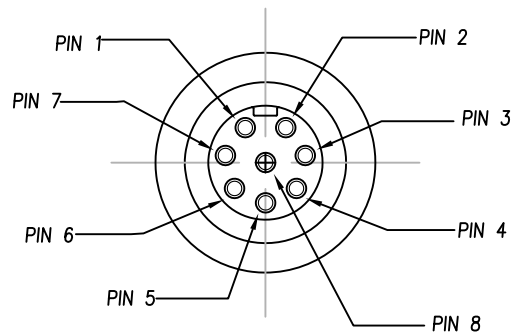
RATED CURRENT:	5A
RATED VOLTAGE:	125V
INSULATION RESISTANCE:	100 MΩhms MIN.
CONTACT RESISTANCE:	10 mΩhms MAX.
WATER PROOF:	IP67

ENVIRONMENT

OPERATION TEMPERATURE:	-40°C TO +85°C
WIRE GAUGE:	24-28 AWG

858-008-203RKTY

1 = GOLD FLASH
4 = 10µ" GOLD



HOUSING
O-RING-A
NUT
EPOXY
SHELL
CONTACT

Main Body
O-RING-B
Gland
Gland Cage
Gland Nut

RoHS COMPLIANT

DO NOT SCALE FROM DRAWING



THESE DRAWINGS AND SPECIFICATIONS ARE THE PROPERTY OF NorComp AND SHALL NOT BE REPRODUCED, COPIED OR USED AS THE BASIS FOR THE MANUFACTURE OR SALE OF APPARATUS WITHOUT WRITTEN PERMISSION.

DRAWN:

M. SIGMON

DATE:

03-07-16

NorComp

SCALE:
NTS

SHEET OF
1 1

REV
2

DWG NO.

858-008-203RKTY