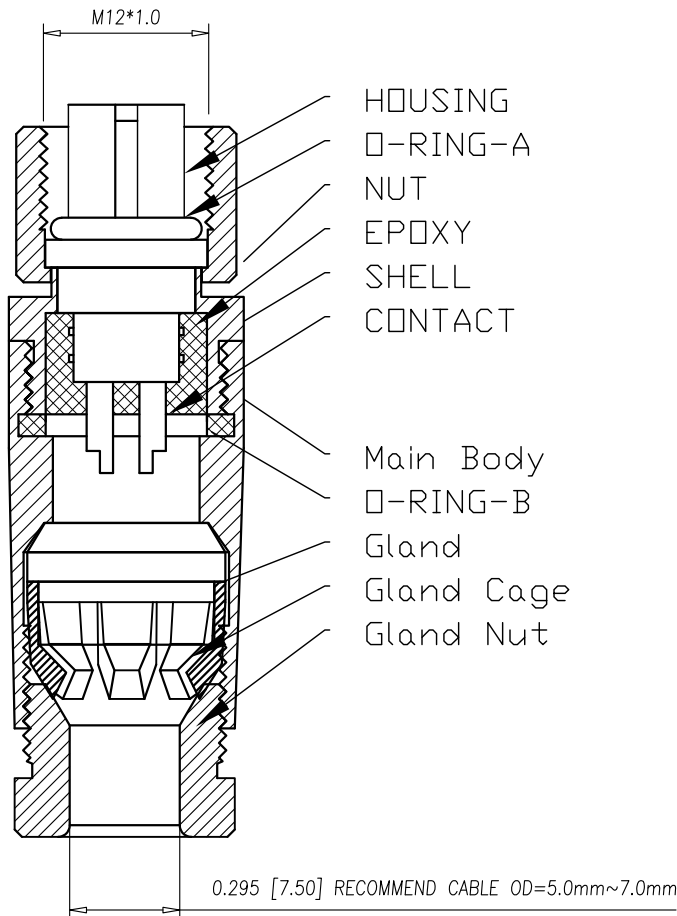
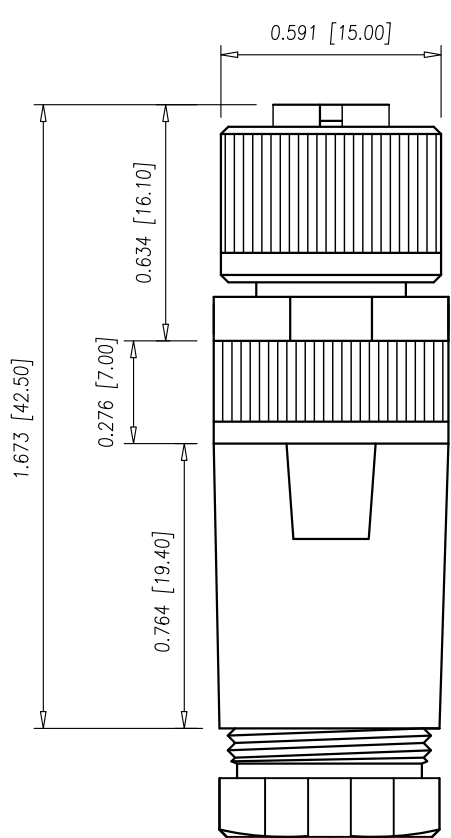



DESCRIPTION: M12 FEMALE - CABLE MOUNT - 3 POS.

UNITS = INCHES [MM]



HOUSING
O-RING-A
NUT
EPOXY
SHELL
CONTACT

Main Body
O-RING-B
Gland
Gland Cage
Gland Nut

NOTE:

MATERIAL

HOUSING: PBT UL94V-0, BLACK
CONTACT: BRASS
NUT: ALUMINUM ALLOY
SHELL: ALUMINUM ALLOY
O-RING: EPDM, BLACK
MAIN BODY: ALUMINUM ALLOY
GLAND: SILICONE, BLACK
GLAND CAGE: POM, WHITE
GLAND NUT: ALUMINUM ALLOY

FINISH

CONTACT: GOLD PLATED
OVER 50 μ NICKEL
NUT: NICKEL PLATED
SHELL: NICKEL PLATED
MAIN BODY: NICKEL PLATED
GLAND NUT: NICKEL PLATED

ELECTRICAL

RATED CURRENT: 5A
RATED VOLTAGE: 125V
INSULATION RESISTANCE: 100 M Ω hms MIN.
CONTACT RESISTANCE: 10 m Ω hms MAX.
WATER PROOF: IP67

ENVIRONMENT

OPERATION TEMPERATURE: -40°C TO +85°C
WIRE GAUGE: 24-28 AWG

858-003-203RKTY

1 = GOLD FLASH
4 = 10 μ " GOLD

RoHS COMPLIANT

DO NOT SCALE FROM DRAWING



THESE DRAWINGS AND SPECIFICATIONS ARE THE PROPERTY OF NorComp AND SHALL NOT BE REPRODUCED, COPIED OR USED AS THE BASIS FOR THE MANUFACTURE OR SALE OF APPARATUS WITHOUT WRITTEN PERMISSION.

DRAWN:

M. SIGMON

DATE:

03-07-16

NorComp

SCALE: NTS

SHEET 1 OF 1

REV 2

DWG NO.

858-003-203RKTY