

\* = Dual Port

New

# NorComp

## Quick Reference Guide to D-Sub Connectors

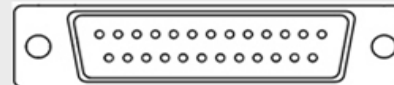
Series	Application		Type		Cable Mount			PCB Mount				Hardware			Standard	High Density
	Cable Mount	PCB Mount	Machined	Stamped & Formed	Solder Cup	Crimp & Poke	IDC	Vertical	Right Angle	SMT	Press Fit	4-40 clinch nuts	Board-Locks	Other hardware types avail.	Connector Size	Connector Size
170	x		x	x		x						x			9,15,25,37,50	
171	x			x	x			x				x	x		9,15,25,37,50	
172-E	x	x	x		x			x				x	x		9,15,25,37,50	
173-E		x	x						x					x	9,15,25,37,50	
174-E		x	x						x					x	9,15,25,37,50	
* 178		x		x					x				x	x	9,15,25,37	
* 179		x		x					x				x	x	9,15,25,37	
180	x			x	x	x		x				x				15,26,44,62,78
180-M	x	x	x		x			x				x	x			15,26,44,62
181		x		x					x				x	x		15,26,44,62,78
181-M		x	x						x			x	x			15,26,44,62
182		x		x					x				x	x	9,15,25,37	
183		x		x					x				x	x	9,15,25,37	
184	x						x					x			9,15,25,37	
* 189		x		x					x				x	x	9,15,25,37	
190		x		x					x	x			x		9,25	
191		x		x				x			x		x	x	9,15,25,37	
192		x		x					x				x	x	9,15,25,37	
193		x		x					x				x	x		15
194		x		x					x				x	x	15,26,44,62	
195		x		x				x					x	x	15,26,44,62,78	
196		x	x					x					x	x	15,26	
197		x	x					x					x	x	15,26,44,62,78	
198		x		x				x					x	x	15,26	
200		x		x					x	x			x			15

### NorComp Connector Part Number Key:


				Terminal	Shell			Hardware	Contact
<u>Series</u>	<u>Positions</u>	<u>Gender</u>	<u>Type</u>	<u>Plating</u>	<u>RoHS</u>	<u>Option</u>	<u>Plating</u>		
171	- 009	- 1	1	3	R	01	1		

Example: 171-009-113R011

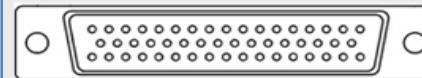
STD. 9/15/25/37 positions have 2 rows of contacts.



H.D. 15/26/44/62 positions have 3 rows of contacts.



STD. 50 position has 3 rows of contacts.



H.D. 78 position has 4 rows of contacts.

