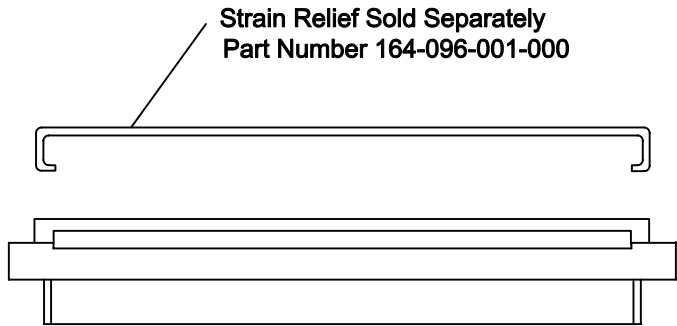
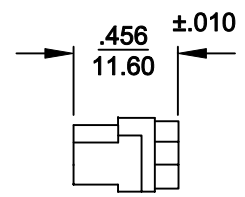
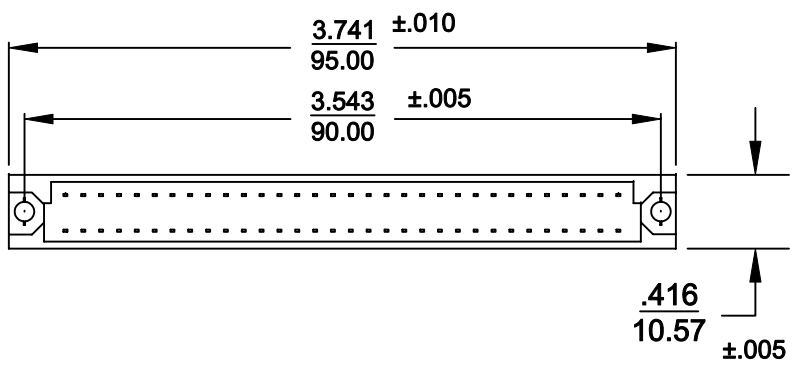


DESCRIPTION: 64 PIN DIN FEMALE DIP SOLDER




689-096-290R001
096 = ROWS A AND C ONLY



Materials:
 Insulator: Glass-Filled PBT U.L. rated 94V-0 - 230°C Process Temp.
 Contacts: Cu Alloy, Double Spring Hardened - Gold Plating mating area / Tin on Tails
 RoHS COMPLIANT

Electricals:
 Current Rating: 1 Amp max for 28 AWG , 1.5Amp max. for 26 AWG
 Operating Temperature: -40°C to +145°C

	THESE DRAWINGS AND SPECIFICATIONS ARE THE PROPERTY OF NorComp AND SHALL NOT BE REPRODUCED, COPIED OR USED AS THE BASIS FOR THE MANUFACTURE OF SALE OF APPARATUS WITHOUT WRITTEN PERMISSION.		DRAWN: WAYNE ROBBINS	DATE: 10-19-98
			CHECKED:	DATE:
NorComp		SCALE: 1:1	SHEET 1 OF 1	REV 1
		DWG NO. 689-XXX-290R001		